

PRODUCT CATALOG

2025



VULCAN VENT[®]

FIRE & EMBER SAFE VENTS



FIRE

PROTECT

YOUR HOME!

Proudly manufactured by:
www.vulcanvents.com | www.newcalmetals.com



NEW CAL[®]
— METALS INC. —

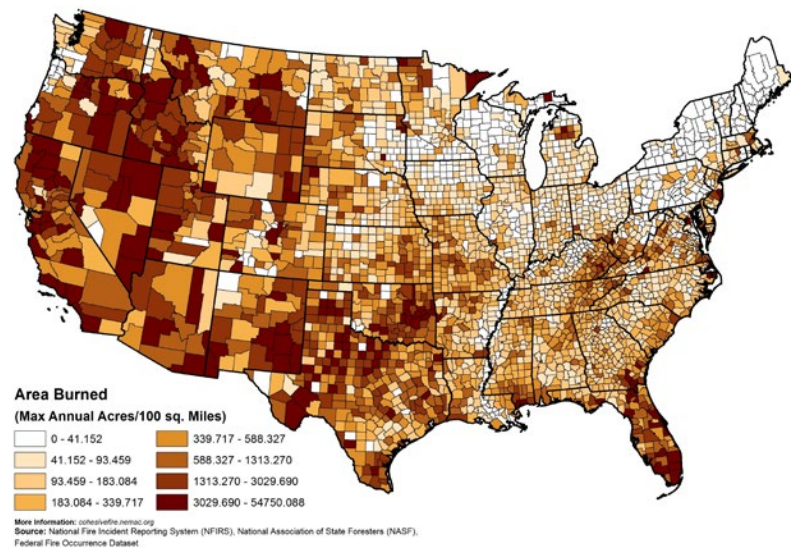
In the Line of WildFIRE



As civilization develops farther in into natural lands, the risk of exposure to wildfire increases. These areas are called the **Wildland-Urban Interface (WUI)** and are defined as areas where homes are built near or among lands prone to wildland fire.

Fires are on the rise!

More than **10 million acres of the U.S.** were burned during the 2017 wildfire season with a cost of \$2 billion, making it the most costly season ever, according to a study by the *Proceedings of the National Academy of Sciences*.

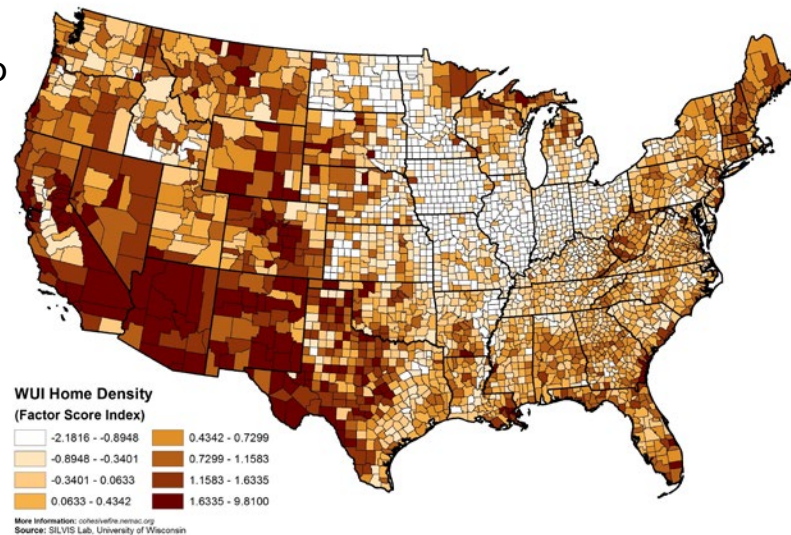


Homes at risk!

According to the USDA & USGS, 9.5 percent, or 190 million acres, of the continental United States fell into the WUI in 2010, and that the number of houses within the WUI increased from 31 million to more than 43 million between 1990 and 2010. Today, that number is closer to **50 million homes**. Home fire defense in wildland areas is critical.

Ember Attack

There are many factors that contribute to the spreading of wildland fires into our communities; **wind blown embers** are amongst the deadliest! Embers can travel long distances and either land on, or get sucked into your home's ventilation, causing it to burn from the inside out. **Protecting your home** from these embers can literally, save your home and the spread of fire to surrounding homes.



Ember Defense

It's estimated that 90% of the homes destroyed during wildfires are due to wind blown embers.

Embers shower into attic vents and eave spaces of neighboring houses, igniting them from the inside out! This can happen long before flames even come close!

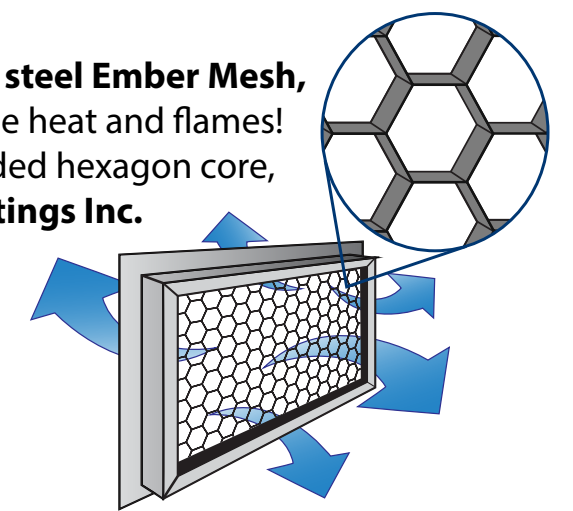


Ember storm during the Camp Fire, Paradise Calif. (Justin Sullivan / Getty Images)

The **Vulcan Vent** is a **FIRST LINE OF DEFENSE** against ember attack, heat and exterior flame. **Vulcan Vents** will keep dangerous embers from entering the ventilation areas of your home even when the fire is still far away.

How it works

Beyond **naturally blocking embers** with our **stainless steel Ember Mesh**, **Vulcan Vents** are **self closing** when exposed to extreme heat and flames! The secret is in our patented design: our unique expanded hexagon core, coated with an intumescent coating from **Firefree Coatings Inc.**

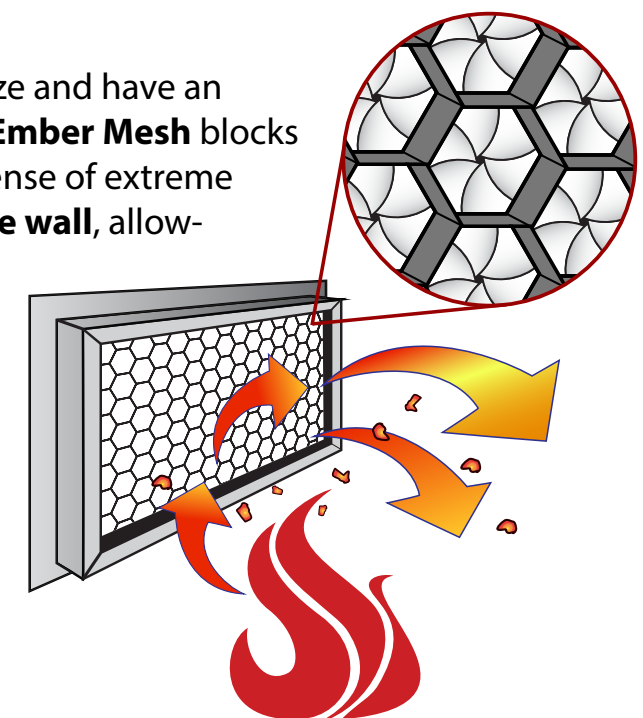


Superior air flow!

Our hex core allows for a high ratio of **Net Free Vent Area (NFVA)**. The honeycomb core is made of 2 mil aluminum. It's lightweight, strong and works with many vent styles.

Stops Fires COLD!

Vulcan Vents are different. We use a smaller mesh size and have an **ACTIVE** measure against flames. Our stainless steel **Ember Mesh** blocks embers naturally for the life of the vent. In the presence of extreme heat, our vents will seal shut and create a **1-hour fire wall**, allowing your building material to do its job and resist structure ignition.











Protection you can TRUST!

- 🔥 Building code (CBC), Chapter 7A rated!
- 🔥 ASTM E119 hour fire rated assembly!
- 🔥 WUI Approved in US and Canada (CSA93)!
- 🔥 ASTM E2886 / E2886M tested & Listed! (extreme heat and ember intrusion testing)
- 🔥 ICC Listed! ICC-ES: 1300, 1299, 1455










SOFFIT VENTS

FOR POWDER COATING, STAINLESS STEEL AND COPPER BUILDS PLEASE CALL

VFS/VE Standard Soffit Vents									
MFG. PART#	DESCRIPTION	NFVA	WT/EA (lbs)	QTY/BOX	WT/BOX (lbs)	CUT OUT (in)	CUT OUT (cm)	SAMPLE IMAGE	
VFS414S	4" x 14" STUCCO FLANGE SET BACK 3/4"	24	0.25	10	2.5	3.5 x 13.5	8.89 x 34.29		
VFS614S	6" x 14" STUCCO FLANGE SET BACK 3/4"	41	1	10	10	5.5 x 13.5	13.97 x 34.29		
VFS814S	8" x 14" STUCCO FLANGE SET BACK 3/4"	62	1.2	10	12	7.5 x 13.5	19.05 x 34.29		
VFS414FF	4" x 14" FLANGE FRONT	24	0.25	10	2.5	3.5 x 13.5	8.89 x 34.29		
VFS614FF	6" x 14" FLANGE FRONT	41	1	10	10	5.5 x 13.5	13.97 x 34.29		
VFS814FF	8" x 14" FLANGE FRONT	62	1.2	10	12	7.5 x 13.5	19.05 x 34.29		
VFS414FB	4" x 14" FOAM BACK FLANGE SET BACK 1-1/2"	24	0.4	10	4	3.5 x 13.5	8.89 x 34.29		
VFS614FB	6" x 14" FOAM BACK FLANGE SET BACK 1-1/2"	41	1.15	10	11.5	5.5 x 13.5	13.97 x 34.29		
VFS814FB	8" x 14" FOAM BACK FLANGE SET BACK 1-1/2"	62	1.35	10	13.5	7.5 x 13.5	19.05 x 34.29		
VFS414FC	4" x 14" FIBER CEMENT FLANGE SET BACK 3/8"	24	0.25	10	2.5	3.5 x 13.5	8.89 x 34.29		
VFS614FC	6" x 14" FIBER CEMENT FLANGE SET BACK 3/8"	41	1	10	10	5.5 x 13.5	13.97 x 34.29		
VFS814FC	8" x 14" FIBER CEMENT FLANGE SET BACK 3/8"	62	1.2	10	12	7.5 x 13.5	19.05 x 34.29		
VE3522S	3.5" x 22" STUCCO FLANGE SET BACK 3/4"	41	0.71	10	7.1	3.5 x 22	8.89 x 55.88		
VE5522S	5.5" x 22" STUCCO FLANGE SET BACK 3/4"	75	0.95	10	9.5	5.5 x 22	13.79 x 55.88		
VE7522S	7.5" x 22" STUCCO FLANGE SET BACK 3/4"	119	1.2	10	12	7.5 x 22	19.05 x 55.88		
VE3522FF	3.5" x 22" FLANGE FRONT	41	0.71	10	7.1	3.5 x 22	8.89 x 55.88		
VE5522FF	5.5" x 22" FLANGE FRONT	75	0.95	10	9.5	5.5 x 22	13.79 x 55.88		
VE7522FF	7.5" x 22" FLANGE FRONT	119	1.2	10	12	7.5 x 22	19.05 x 55.88		
VE3522FB	3.5" x 22" FOAM BACK FLANGE SET BACK 1-1/2"	41	0.86	10	8.6	3.5 x 22	8.89 x 55.88		
VE5522FB	5.5" x 22" FOAM BACK FLANGE SET BACK 1-1/2"	75	1.1	10	11	5.5 x 22	13.79 x 55.88		
VE7522FB	7.5" x 22" FOAM BACK FLANGE SET BACK 1-1/2"	119	1.35	10	13.5	7.5 x 22	19.05 x 55.88		
VE3522FC	3.5" x 22" FIBER CEMENT FLANGE SET BACK 3/8"	41	0.71	10	7.1	3.5 x 22	8.89 x 55.88		
VE5522FC	5.5" x 22" FIBER CEMENT FLANGE SET BACK 3/8"	75	0.95	10	9.5	5.5 x 22	13.79 x 55.88		
VE7522FC	7.5" x 22" FIBER CEMENT FLANGE SET BACK 3/8"	119	1.2	10	12	7.5 x 22	19.05 x 55.88		



CONTINUOUS VENTS

FOR POWDER COATING, STAINLESS STEEL, AND COPPER BUILDS PLEASE CALL



VSC Continuous Vents									
MFG. PART#	DESCRIPTION	NFVA	WT/EA (lbs)	QTY/BOX	WT/BOX (lbs)	CUT OUT (in)	CUT OUT (cm)	SAMPLE IMAGE	
VSC34120RS	.75" x 120" RAIN SCREEN "J-CHANNEL"	35	2	10	20	.75"	1.010cm		
VSC1120RV	1" x 120" RIDGE FLANGE "J-CHANNEL"	50	2.5	10	25	1"	2.54cm		
VSC2120	2" x 120" NAILING FLANGE ON BOTH SIDES	96	4	10	40	2" x length	5.08cm x length		
VSC25120	2.5" x 120" NAILING FLANGE ON BOTH SIDES	120	4.5	N/A	N/A	2.5" x length	6.35cm x length		
VSC3120	3" x 120" NAILING FLANGE ON BOTH SIDES	144	5.03	N/A	N/A	3" x length	7.62cm x length		
VSC35120	3.5" x 120" NAILING FLANGE ON BOTH SIDES	168	5.54	N/A	N/A	3.5" x length	8.89cm x length		
VSC4120	4" x 120" NAILING FLANGE ON BOTH SIDES	192	6.06	N/A	N/A	4" x length	10.16cm x length		
VSC5120	5" x 120" NAILING FLANGE ON BOTH SIDES	240	7.09	N/A	N/A	5" x length	12.7cm x length		
VSC6120	6" x 120" NAILING FLANGE ON BOTH SIDES	288	8.12	N/A	N/A	6" x length	15.24cm x length		
VSC2120FF	2" x 120" FLANGE FRONT	96	5.94	10	59.4	2" x length	5.08cm x length		
VSC25120FF	2.5" x 120" FLANGE FRONT	120	6.46	N/A	N/A	2.5" x length	6.35cm x length		
VSC3120FF	3" x 120" FLANGE FRONT	144	6.97	N/A	N/A	3" x length	7.62cm x length		
VSC35120FF	3.5" x 120" FLANGE FRONT	168	7.5	N/A	N/A	3.5" x length	8.89cm x length		
VSC4120FF	4" x 120" FLANGE FRONT	192	8	N/A	N/A	4" x length	10.16cm x length		
VSC5120FF	5" x 120" FLANGE FRONT	240	9.03	N/A	N/A	5" x length	12.7cm x length		
VSC6120FF	6" x 120" FLANGE FRONT	288	10.06	N/A	N/A	6" x length	15.24cm x length		
VSC2120R	2" x 120" NO FLANGE CONTINUOUS RETRO-FIT	96	2.81	10	28.1	2" x length	5.08cm x length		
VSC25120R	2.5" x 120" NO FLANGE CONTINUOUS RETRO-FIT	120	3.33	N/A	N/A	2.5" x length	6.35cm x length		
VSC3120R	3" x 120" NO FLANGE CONTINUOUS RETRO-FIT	144	3.84	N/A	N/A	3" x length	7.62cm x length		
VSC4120R	4" x 120" NO FLANGE CONTINUOUS RETRO-FIT	192	4.87	N/A	N/A	4" x length	10.16cm x length		
VSC5120R	5" x 120" NO FLANGE CONTINUOUS RETRO-FIT	240	5.9	N/A	N/A	5" x length	12.7cm x length		
VSC6120R	6" x 120" NO FLANGE CONTINUOUS RETRO-FIT	288	6.93	N/A	N/A	6" x length	15.24cm x length		
VSC2120SL	2" x 120" SINGLE NAILING FLANGE	96	3.25	10	32.5	2" x length	5.08cm x length		
VSC25120SL	2.5" x 120" SINGLE NAILING FLANGE	120	3.75	N/A	N/A	2.5" x length	6.35cm x length		
VSC3120SL	3" x 120" SINGLE NAILING FLANGE	144	4.28	N/A	N/A	3" x length	7.62cm x length		
VSC35120SL	3.5" x 120" SINGLE NAILING FLANGE	168	4.79	N/A	N/A	3.5" x length	8.89cm x length		
VSC4120SL	4" x 120" SINGLE NAILING FLANGE	192	5.31	N/A	N/A	4" x length	10.16cm x length		
VSC5120SL	5" x 120" SINGLE NAILING FLANGE	240	6.34	N/A	N/A	5" x length	12.7cm x length		
VSC6120SL	6" x 120" SINGLE NAILING FLANGE	288	7.37	N/A	N/A	6" x length	15.24cm x length		
VSC2120SMC34	2" x 120" STUCCO MILL-CORE EDGE 3/4"	96	5.08	N/A	N/A	N/A	N/A		
VSC25120SMC34	2.5" x 120" STUCCO MILL-CORE EDGE 3/4"	120	5.58	N/A	N/A	N/A	N/A		
VSC3120SMC34	3" x 120" STUCCO MILL-CORE EDGE 3/4"	144	6.11	N/A	N/A	N/A	N/A		
VSC35120SMC34	3.5" x 120" STUCCO MILL-CORE EDGE 3/4"	168	6.62	N/A	N/A	N/A	N/A		
VSC4120SMC34	4" x 120" STUCCO MILL-CORE EDGE 3/4"	192	7.14	N/A	N/A	N/A	N/A		
VSC5120SMC34	5" x 120" STUCCO MILL-CORE EDGE 3/4"	240	8.17	N/A	N/A	N/A	N/A		
VSC6120SMC34	6" x 120" STUCCO MILL-CORE EDGE 3/4"	288	9.2	N/A	N/A	N/A	N/A		

CONTINUOUS VENTS CONT.

FOR STAINLESS STEEL AND COPPER BUILDS PLEASE CALL





VSC Continuous Vents									
MFG. PART#	DESCRIPTION	NFVA	WT/EA (lbs)	QTY/BOX	WT/BOX (lbs)	CUT OUT (in)	CUT OUT (cm)	SAMPLE IMAGE	
VSC2120SMC78	2" x 120" STUCCO MILL-CORE EDGE 7/8"	96	5.21	N/A	N/A	N/A	N/A		
VSC25120SMC78	2.5" x 120" STUCCO MILL-CORE EDGE 7/8"	120	5.71	N/A	N/A	N/A	N/A		
VSC3120SMC78	3" x 120" STUCCO MILL-CORE EDGE 7/8"	144	6.24	N/A	N/A	N/A	N/A		
VSC35120SMC78	3.5" x 120" STUCCO MILL-CORE EDGE 7/8"	168	6.75	N/A	N/A	N/A	N/A		
VSC4120SMC78	4" x 120" STUCCO MILL-CORE EDGE 7/8"	192	7.27	N/A	N/A	N/A	N/A		
VSC5120SMC78	5" x 120" STUCCO MILL-CORE EDGE 7/8"	240	8.3	N/A	N/A	N/A	N/A		
VSC6120SMC78	6" x 120" STUCCO MILL-CORE EDGE 7/8"	288	9.33	N/A	N/A	N/A	N/A		
VSC Inspection Vents									
MFG. PART#	DESCRIPTION	NFVA	WT/EA (lbs)	QTY/BOX	WT/BOX (lbs)	CUT OUT (in)	CUT OUT (cm)	SAMPLE IMAGE	
VSC424IF	4" x 24" INSPECTION FLANGE FRONT	39	3	10	30	4.25" X 24.125"	10.8cm X 62cm		
VSC436IF	4" x 36" INSPECTION FLANGE FRONT	58	4	10	40	4.25" X 36.125"	10.8cm X 91.5cm		
VSC448IF	4" x 48" INSPECTION FLANGE FRONT	77	5	10	50	4.25" X 48.125"	10.8cm X 122.25cm		
VSC460IF	4" x 60" INSPECTION FLANGE FRONT	96	6	N/A	N/A	4.25" X 60.125"	10.8cm X 152.72m		
VSC472IF	4" x 72" INSPECTION FLANGE FRONT	115	7	N/A	N/A	4.25" X 72.125"	10.8cm X 183.20cm		
VSC484IF	4" x 84" INSPECTION FLANGE FRONT	135	8	N/A	N/A	4.25" X 84.125"	10.8cm X 213.67cm		
VSC496IF	4" x 96" INSPECTION FLANGE FRONT	153	9	N/A	N/A	4.25" X 96.125"	10.8cm X 244.16cm		
VSC4108IF	4" x 108" INSPECTION FLANGE FRONT	172	10	N/A	N/A	4.25" X 108.125"	10.8cm X 274.60cm		
VSC4120IF	4" x 120" INSPECTION FLANGE FRONT	192	11	N/A	N/A	4.25" X 120.125"	10.8cm X 305.12cm		

EAVE VENTS




VER Round Eave Vents									
MFG. PART#	DESCRIPTION	NFVA	WT/EA (lbs)	QTY/BOX	WT/BOX (lbs)	CUT OUT (in)	CUT OUT (cm)	SAMPLE IMAGE	
VER2-MFA	2" ROUND, LOUVERED FACE, MILL-FIN. ALUM.	1	0.13	25	3.25	2 Round Hole	5.08 Round Hole		
VER3-MFA	3" ROUND, LOUVERED FACE, MILL-FIN. ALUM.	2	0.19	25	4.75	3 Round Hole	7.62 Round Hole		
VER4-MFA	4" ROUND, LOUVERED FACE, MILL-FIN. ALUM.	4	0.25	25	6.25	4 Round Hole	10.16 Round Hole		
VER2M-MFA	2" ROUND, MESH FACE, MILL-FIN. ALUM.	2	0.13	25	3.25	2 Round Hole	5.08 Round Hole		
VER2M-BK	2" ROUND, MESH FACE, BLACK ALUM.	2	0.13	25	3.25	2 Round Hole	5.08 Round Hole		
VER2M-BR	2" ROUND, MESH FACE, BROWN ALUM.	2	0.13	25	3.25	2 Round Hole	5.08 Round Hole		
VER2M-WH	2" ROUND, MESH FACE, WHITE ALUM.	2	0.13	25	3.25	2 Round Hole	5.08 Round Hole		
VER3M-MFA	3" ROUND, MESH FACE, MILL-FIN. ALUM.	4	0.19	25	4.75	3 Round Hole	7.62 Round Hole		
VER3M-BK	3" ROUND, MESH FACE, BLACK ALUM.	4	0.19	25	4.75	3 Round Hole	7.62 Round Hole		
VER3M-BR	3" ROUND, MESH FACE, BROWN ALUM.	4	0.19	25	4.75	3 Round Hole	7.62 Round Hole		
VER3M-WH	3" ROUND, MESH FACE, WHITE ALUM.	4	0.19	25	4.75	3 Round Hole	7.62 Round Hole		
VER4M-MFA	4" ROUND, MESH FACE, MILL-FIN. ALUM.	8	0.25	25	6.25	4 Round Hole	10.16 Round Hole		
VER4M-BK	4" ROUND, MESH FACE, BLACK ALUM.	8	0.25	25	6.25	4 Round Hole	10.16 Round Hole		
VER4M-BR	4" ROUND, MESH FACE, BROWN ALUM.	8	0.25	25	6.25	4 Round Hole	10.16 Round Hole		
VER4M-WH	4" ROUND, MESH FACE, WHITE ALUM.	8	0.25	25	6.25	4 Round Hole	10.16 Round Hole		


EAVE VENTS CONT.

FOR STAINLESS STEEL AND COPPER BUILDS PLEASE CALL

VE Standard Eave Vents										
MFG. PART#	DESCRIPTION	NFVA	WT/EA (lbs)	QTY/BOX	WT/BOX (lbs)	CUT OUT (in)	CUT OUT (cm)	SAMPLE IMAGE		
VE3514	3.5" x 14" EAVE VENT	24	0.47	10	4.7	2 x 4 Rafters - 16" OC	2 x 4 Rafters - 16" OC			
VE5514	5.5" x 14" EAVE VENT	44	0.63	10	6.3	2 x 6 Rafters - 16" OC	2 x 6 Rafters - 16" OC			
VE7514	7.5" x 14" EAVE VENT	75	0.79	10	7.9	2 x 8 Rafters - 16" OC	2 x 8 Rafters - 16" OC			
VE3522	3.5" x 22" EAVE VENT	41	0.71	10	7.1	2 x 4 Rafters - 24" OC	2 x 4 Rafters - 24" OC			
VE5522	5.5" x 22" EAVE VENT	75	0.95	10	9.5	2 x 6 Rafters - 24" OC	2 x 6 Rafters - 24" OC			
VE7522	7.5" x 22" EAVE VENT	119	1.2	10	12	2 x 8 Rafters - 24" OC	2 x 8 Rafters - 24" OC			
VE3514RT	3.5" x 14" REVERSE TAB EAVE VENT	24	0.47	10	4.7	2 x 4 Rafters - 16" OC	2 x 4 Rafters - 16" OC			
VE5514RT	5.5" x 14" REVERSE TAB EAVE VENT	44	0.63	10	6.3	2 x 6 Rafters - 16" OC	2 x 6 Rafters - 16" OC			
VE7514RT	7.5" x 14" REVERSE TAB EAVE VENT	75	0.79	10	7.9	2 x 8 Rafters - 16" OC	2 x 8 Rafters - 16" OC			
VE3522RT	3.5" x 22" REVERSE TAB EAVE VENT	41	0.71	10	7.1	2 x 4 Rafters - 24" OC	2 x 4 Rafters - 24" OC			
VE5522RT	5.5" x 22" REVERSE TAB EAVE VENT	75	0.95	10	9.5	2 x 6 Rafters - 24" OC	2 x 6 Rafters - 24" OC			
VE7522RT	7.5" x 22" REVERSE TAB EAVE VENT	119	1.2	10	12	2 x 8 Rafters - 24" OC	2 x 8 Rafters - 24" OC			




DORMER VENTS

VDHR/VDLR Standard Dormer Vents										
MFG. PART#	DESCRIPTION	NFVA	WT/EA (lbs)	QTY/BOX	WT/BOX (lbs)	NFVA	CUT OUT (in)	CUT OUT (cm)	SAMPLE IMAGE	
VDHR1224	12" x 24" HALF ROUND DORMER VENT	90	10	5	50	90	N/A	N/A		
VDHR918	9" x 18" HALF ROUND DORMER VENT	51	8	5	40	51	N/A	N/A		
VDHR1224R	12" x 24" RETROFIT HALF ROUND DORMER VENT W/ SOFT ZINC HOOD	90	5	5	25	90	N/A	N/A		
VDHR918R	9" x 18" RETROFIT HALF ROUND DORMER VENT W/ SOFT ZINC HOOD	51	4	5	20	51	N/A	N/A		
VDLR419	4" x 19" LOW PROFILE VENT "EYEBROW"	52	6	5	30	52	N/A	N/A		

VSB Sub Base Flashings For Universal Dormer Vents										
MFG. PART#	DESCRIPTION	NFVA	WT/EA (lbs)	QTY/BOX	WT/BOX (lbs)	NFVA	CUT OUT (in)	CUT OUT (cm)	SAMPLE IMAGE	
VSB1212	12" x 12" WITH 3" FLANGES ON ALL 4 SIDES	105	1.5	10	15	105	13 x 13	33.02 x 33.02		
VSB8585	8.5" x 8.5" WITH 3" FLANGES ON ALL 4 SIDES	54	1.25	10	12.5	54	10 x 10	25.4 x 25.2		
VSB7519	7.5" x 19" WITH 3" FLANGES ON ALL 4 SIDES	108	1.5	10	15	108	8 x 20	20.32 x 50.8		




GABLE VENTS


FOR STAINLESS STEEL AND COPPER BUILDS PLEASE CALL

VG Standard Gable Vents									
MFG. PART#	DESCRIPTION	NFVA		WT/EA (lbs)	QTY/BOX	WT/BOX (lbs)	CUT OUT (in)	CUT OUT (cm)	SAMPLE IMAGE
VG1212S	12" x 12" STUCCO FLANGE, SET BACK 3/4"	47		2.5	5	12	12 X 11.5	30.48 X 29	
VG1218S	12" x 18" STUCCO FLANGE, SET BACK 3/4"	73		2.5	5	18	12 X 11.5	30.48 X 29	
VG148S	14" x 8" STUCCO FLANGE, SET BACK 3/4"	29		2	5	10	14 X 7.5	35.56 X 19.75	
VG1412S	14" x 12" STUCCO FLANGE, SET BACK 3/4"	58		3	5	15	14 X 12	35.56 X 30.48	
VG1418S	14" x 18" STUCCO FLANGE, SET BACK 3/4"	86		4	5	20	14 X 17.5	35.56 X 44.45	
VG1424S	14" x 24" STUCCO FLANGE, SET BACK 3/4"	115		5	5	25	14 X 23.5	35.56 X 58.42	
VG1824S	18" x 24" STUCCO FLANGE, SET BACK 3/4"	168		7	3	25	18 X 23.5	44.45 X 58.42	
VG2230S	22" x 30" STUCCO FLANGE, SET BACK 3/4"	262		9	2	30	22 X 29.5	56 X 75	
VG1212FF	12" x 12" FLANGE FRONT	48		2.5	5	12	12 X 11.5	30.48 X 29	
VG1218FF	12" x 18" FLANGE FRONT	73		2.5	5	18	12 X 11.5	30.48 X 29	
VG148FF	14" x 8" FLANGE FRONT	29		2	5	10	14 X 7.5	35.56 X 19.75	
VG1412FF	14" x 12" FLANGE FRONT	58		3	5	15	14 X 12	35.56 X 30.48	
VG1418FF	14" x 18" FLANGE FRONT	86		4	5	20	14 X 17.5	35.56 X 44.45	
VG1424FF	14" x 24" FLANGE FRONT	115		5	5	25	14 X 23.5	35.56 X 58.42	
VG1824FF	18" x 24" FLANGE FRONT	168		7	3	25	18 X 23.5	44.45 X 58.42	
VG2230FF	22" x 30" FLANGE FRONT	262		9	2	30	22 X 29.5	56 X 75	
VG1212FB	12" x 12" FOAM BACK, FLANGE RECESSED 1-1/2"	48		2.5	5	12	12 X 11.5	30.48 X 29	
VG1218FB	12" x 18" FOAM BACK, FLANGE RECESSED 1-1/2"	73		2.5	5	18	12 X 11.5	30.48 X 29	
VG148FB	14" x 8" FOAM BACK, FLANGE RECESSED 1-1/2"	29		2	5	10	14 X 7.5	35.56 X 19.75	
VG1412FB	14" x 12" FOAM BACK, FLANGE RECESSED 1-1/2"	58		3	5	15	14 X 12	35.56 X 30.48	
VG1418FB	14" x 18" FOAM BACK, FLANGE RECESSED 1-1/2"	86		4	5	20	14 X 17.5	35.56 X 44.45	
VG1424FB	14" x 24" FOAM BACK, FLANGE RECESSED 1-1/2"	115		5	5	25	14 X 23.5	35.56 X 58.42	
VG1824FB	18" x 24" FOAM BACK, FLANGE RECESSED 1-1/2"	168		7	3	25	18 X 23.5	44.45 X 58.42	
VG2230FB	22" x 30" FOAM BACK, FLANGE RECESSED 1-1/2"	262		9	2	30	22 X 29.5	56 X 75	

GABLE VENTS CONT.






FOR STAINLESS STEEL AND COPPER BUILDS PLEASE CALL


VG Standard Gable Vents									
MFG. PART#	DESCRIPTION	NFVA	WT/EA (lbs)	QTY/BOX	WT/BOX (lbs)	CUT OUT (in)	CUT OUT (cm)		SAMPLE IMAGE
VG1212FC	12" x 12" FIBER CEMENT, FLANGE RECESSED 3/8"	48	2.5	5	12	12 X 11.5	30.48 X 29		
VG1218FC	12" x 18" FIBER CEMENT, FLANGE RECESSED 3/8"	73	2.5	5	18	12 X 11.5	30.48 X 29		
VG148FC	14" x 8" FIBER CEMENT, FLANGE RECESSED 3/8"	29	2	5	10	14 X 7.5	35.56 X 19.75		
VG1412FC	14" x 12" FIBER CEMENT, FLANGE RECESSED 3/8"	58	3	5	15	14 X 12	35.56 X 30.48		
VG1418FC	14" x 18" FIBER CEMENT, FLANGE RECESSED 3/8"	86	4	5	20	14 X 17.5	35.56 X 44.45		
VG1424FC	14" x 24" FIBER CEMENT, FLANGE RECESSED 3/8"	115	5	5	25	14 X 23.5	35.56 X 58.42		
VG1824FC	18" x 24" FIBER CEMENT, FLANGE RECESSED 3/8"	168	7	3	25	18 X 23.5	44.45 X 58.42		
VG2230FC	22" x 30" FIBER CEMENT, FLANGE RECESSED 3/8"	262	9	2	30	22 X 29.5	56 X 75		
VG1212R	12" x 12" RETROFIT, FLANGE RECESSED 2-5/8"	48	2.5	5	12	12 X 11.5	30.48 X 29		
VG1218R	12" x 18" RETROFIT, FLANGE RECESSED 2-5/8"	73	2.5	5	18	12 X 11.5	30.48 X 29		
VG148R	14" x 8" RETROFIT, FLANGE RECESSED 2-5/8"	29	2	5	10	14 X 7.5	35.56 X 19.75		
VG1412R	14" x 12" RETROFIT, FLANGE RECESSED 2-5/8"	58	3	5	15	14 X 12	35.56 X 30.48		
VG1418R	14" x 18" RETROFIT, FLANGE RECESSED 2-5/8"	86	4	5	20	14 X 17.5	35.56 X 44.45		
VG1424R	14" x 24" RETROFIT, FLANGE RECESSED 2-5/8"	115	5	5	25	14 X 23.5	35.56 X 58.42		
VG1824R	18" x 24" RETROFIT, FLANGE RECESSED 2-5/8"	168	7	3	25	18 X 23.5	44.45 X 58.42		
VG2230R	22" x 30" RETROFIT, FLANGE RECESSED 2-5/8"	262	9	2	30	22 X 29.5	56 X 75		
VG1212FM	12" x 12" FLANGE MIDDLE, RECESSED 1-5/16"	48	2.5	5	12	12 X 11.5	30.48 X 29		
VG1218FM	12" x 18" FLANGE MIDDLE, RECESSED 1-5/16"	73	2.5	5	18	12 X 11.5	30.48 X 29		
VG148FM	14" x 8" FLANGE MIDDLE, RECESSED 1-5/16"	29	2	5	10	14 X 7.5	35.56 X 19.75		
VG1412FM	14" x 12" FLANGE MIDDLE, RECESSED 1-5/16"	58	3	5	15	14 X 12	35.56 X 30.48		
VG1418FM	14" x 18" FLANGE MIDDLE, RECESSED 1-5/16"	86	4	5	20	14 X 17.5	35.56 X 44.45		
VG1424FM	14" x 24" FLANGE MIDDLE, RECESSED 1-5/16"	115	5	5	25	14 X 23.5	35.56 X 58.42		
VG1824FM	18" x 24" FLANGE MIDDLE, RECESSED 1-5/16"	168	7	3	25	18 X 23.5	44.45 X 58.42		
VG2230FM	22" x 30" FLANGE MIDDLE, RECESSED 1-5/16"	262	9	2	30	22 X 29.5	56 X 75		

VM Vulcan Matrix (Honeycomb / Mesh) **Common Use: Interior Gable Vent Retro Fit**									
MFG. PART#	DESCRIPTION	NFVA	WT/EA (lbs)	QTY/BOX	WT/BOX (lbs)	CUT OUT (in)	CUT OUT (cm)		SAMPLE IMAGE
VM1424	14" x 24" NFVA DEPENDANT ON OPENINGS	Dependant	0.75	10	7.5	N/A	N/A		
VM2424	24" x 24" NFVA DEPENDANT ON OPENINGS	Dependant	1.28	10	12.8	N/A	N/A		
VM4824	48" x 24" NFVA DEPENDANT ON OPENINGS	Dependant	2.56	10	25.6	N/A	N/A		

FOUNDATION VENTS

FOR STAINLESS STEEL AND COPPER BUILDS PLEASE CALL

VFS Foundation Vents									
MFG. PART#	DESCRIPTION	NFVA	WT/EA (lbs)	QTY/BOX	WT/BOX (lbs)	CUT OUT (in)	CUT OUT (cm)	SAMPLE IMAGE	
VFS414S	4" x 14" STUCCO FLANGE SET BACK 3/4"	24	0.25	10	2.5	3.5 x 13.5	8.89 x 34.29		
VFS614S	6" x 14" STUCCO FLANGE SET BACK 3/4"	41	1	10	10	5.5 x 13.5	13.97 x 34.29		
VFS814S	8" x 14" STUCCO FLANGE SET BACK 3/4"	62	1.2	10	12	7.5 x 13.5	19.05 x 34.29		
VFS414FF	4" x 14" FLANGE FRONT	24	0.25	10	2.5	3.5 x 13.5	8.89 x 34.29		
VFS614FF	6" x 14" FLANGE FRONT	41	1	10	10	5.5 x 13.5	13.97 x 34.29		
VFS814FF	8" x 14" FLANGE FRONT	62	1.2	10	12	7.5 x 13.5	19.05 x 34.29		
VFS614LFF	6" x 14" LOUVERED FLANGE FRONT	14.5	1	10	10	5.5 X 13.5	13.97 X 34.29		
VFS814LFF	8" x 14" LOUVERED FLANGE FRONT	25	1.2	10	12	7.5 X 13.5	19.05 X 34.29		
VFS414FB	4" x 14" FOAM BACK FLANGE RECESSED 1-1/2"	24	0.4	10	4	3.5 x 13.5	8.89 x 34.29		
VFS614FB	6" x 14" FOAM BACK FLANGE RECESSED 1-1/2"	41	1.15	10	11.5	5.5 x 13.5	13.97 x 34.29		
VFS814FB	8" x 14" FOAM BACK FLANGE RECESSED 1-1/2"	62	1.35	10	13.5	7.5 x 13.5	19.05 x 34.29		
VFS414FC	4" x 14" FIBER CEMENT FLANGE RECESSED 3/8"	24	0.25	10	2.5	3.5 x 13.5	8.89 x 34.29		
VFS614FC	6" x 14" FIBER CEMENT FLANGE RECESSED 3/8"	41	1	10	10	5.5 x 13.5	13.97 x 34.29		
VFS814FC	8" x 14" FIBER CEMENT FLANGE RECESSED 3/8"	62	1.2	10	12	7.5 x 13.5	19.05 x 34.29		

VFS Access Vents									
MFG. PART#	DESCRIPTION	NFVA	WT/EA (lbs)	QTY/BOX	WT/BOX (lbs)	CUT OUT (in)	CUT OUT (cm)	SAMPLE IMAGE	
VFS1824AV	18" x 24" LOUVERED, ACCESS VENT, FLANGE FRONT	168	6	3	18	18 X 24	45.5 X 61		

CUSTOM / MISC.

MFG. PART#	DESCRIPTION	PRICE	NFVA	WT/EA (lbs)	QTY/BOX	WT/BOX (lbs)	CUT OUT (in)	CUT OUT (cm)	NOTES



VULCAN VENT[®]

FIRE & EMBER SAFE VENTS



New Cal Metals, Inc. is a locally owned metal works company specializing in a wide range of metal building goods and parts: folded, fabricated, welded, machine and human crafted solutions for new construction.

Our advanced machinery allows us to create our wide product line, which includes the prolific Vulcan Vent. From clips to structural canopies, we've got your building materials covered. We offer solutions in stainless and galvanized steel, copper, aluminum, etc.

www.newcalmetals.com

info@newcalmetals.com

(916) 652-7424